




























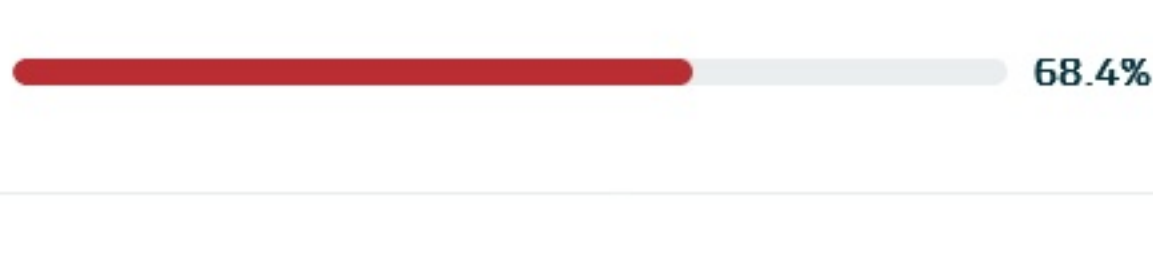











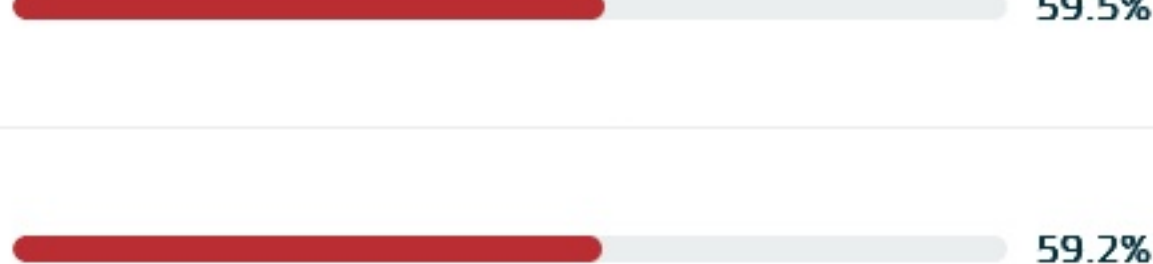





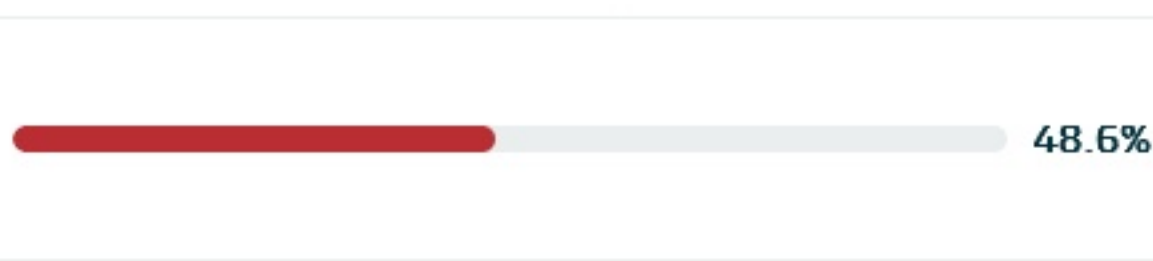

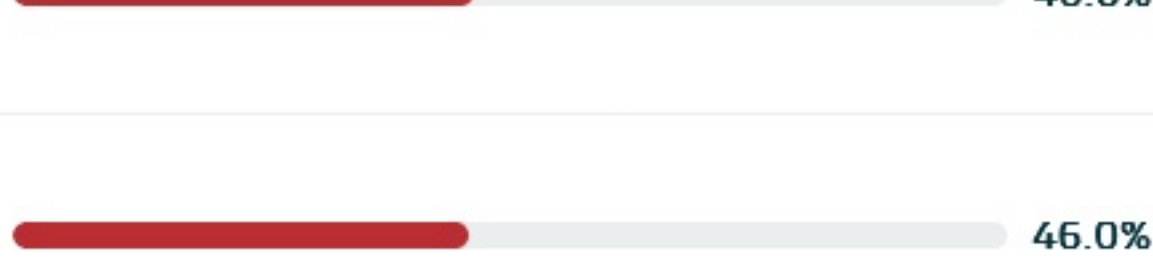







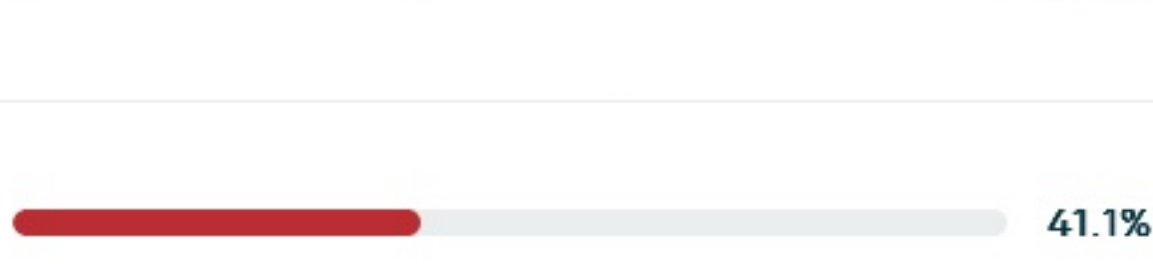






1	 Rafaela Hug 1998 FDP 0302		87.7%
2	 Stephan Muggli 1984 FDP 0301		83.9%
3	 Martin Zopfi 1975 FDP 0401		83.1%
4	 Martin Elmer 1984 FDP 0405		79.9%
5	 Hans Rhyner 1994 FDP 0304		79.3%
6	 Peter Zentner 1965 FDP 0402		79.0%
7	 Stefan Elmer 1973 FDP 0406		78.2%
8	 Lukas Vidoni 1988 FDP 0307		77.9%
9	 Andreas Vögeli 1986 Die Mitte 0201		77.6%
10	 Nadja Vogel 1978 glp 0510		77.0%
11	 Linus Becker 2002 Die Mitte 0203		76.4%
12	 Thomas Tschudi 1977 Die Mitte 0207		76.1%
13	 Sarawat Fanous 1990 FDP 0403		74.4%
14	 Jan Gaus 1992 FDP 0306		74.4%
<hr style="border-top: 1px dashed #ccc;"/>			
15	 Martin Baumgartner 1992 SVP 0103		73.3%
16	 Hannes Vögeli 1998 SVP 0601		72.4%
17	 Dominik Truttman-Hefti 1983 Die Mitte 0205		71.8%
18	 Thomas Gilgen 1967 glp 0505		70.7%
19	 Stefan Schiesser 1968 glp 0504		70.1%
20	 Morris Kistler 1995 Die Mitte 0209		69.8%
21	 Thomas Schuler 1974 FDP 0408		69.0%
22	 Michael Trachsler 1987 FDP 0407		68.4%
23	 Vitus Schärer 1995 FDP 0305		67.5%
24	 Daniel Dobler 1960 FDP 0411		66.7%
25	 Patrizia Köppli 1988 glp 0501		65.2%
26	 Marie-Hélène Stäger 1956 SP 0811		65.2%
27	 Lukas Noser 1988 glp 0507		63.5%
28	 Mauro Sana 1990 SP 0802		61.8%
29	 Mathias Zopfi 1983 Grüne 0701		61.5%
30	 Euphemia Elmer 1962 Die Mitte 0202		61.2%
31	 Elena Leuzinger 2000 glp 0503		60.9%
32	 Monika Elmer 1981 Die Mitte 0204		60.3%
33	 Katharina Rosales 1983 SP 0807		59.5%
34	 Christian Marti 1971 Grüne 0703		59.2%
35	 Hannes Streiff 1979 Die Mitte 0208		58.1%
36	 Tobias Moser 1992 glp 0502		54.0%
37	Irena Zweifel Schiesser 1967 Grüne 0704		51.1%
38	Marianne Zweifel 1979 glp 0506		48.9%
39	Martha Schegg 1956 SP 0809		48.6%
40	Melitta Zopfi 1959 Grüne 0709		48.6%
41	Karin Weibel 1988 Grüne 0713		46.6%
42	Ludovic Howald 1982 Grüne 0710		46.0%
43	Susanna Schiesser 1988 SP 0801		45.7%
44	Cinia Schriber 1985 Grüne 0702		43.7%
45	Verena Henauer Furter 1964 Grüne 0711		42.8%
46	Leonie Della Casa 2001 JG 0708		42.2%
47	Claudia Kock Marti 1957 SP 0810		42.2%
48	Hansjakob Schindler 1953 SP 0812		42.2%
49	Karl Stadler 1958 Grüne 0714		42.2%
50	Katja Muntwiler 2007 JG 0712		41.1%
51	Juno Tschudi 2005 JG 0705		37.1%
Nicht teilgenommen: (45) ▼			